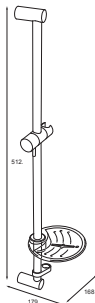
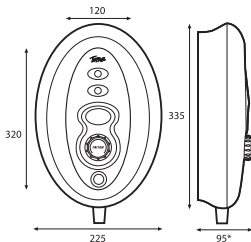
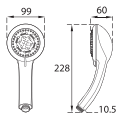


Aspirante Topaz

thermostatic electric shower



Dimensions given are approximate

Operating Features

- Thermostatic temperature control
- Push button Start/Stop with phased shutdown
- Push button power control
- Separate temperature control
- LCD indicating
 - Precise temperature
 - Movement up or down of temperature
 - Shutting down
 - Low water pressure
 - When showerhead needs cleaning
- Rub clean showerhead
 - 5 spray pattern

Finish	Power	Code
Chrome	9.5 kW	ASP1149SI
Chrome	10.5 kW	ASP1141SI

Temperature Control	Thermostatic
Power Ratings	9.5 kW, 10.5 kW
Inlet Connection	15mm compression
Water Entry Points	Top, bottom, back (right hand side unit)
Cable Entry Points	Top, bottom, back (right hand side unit)
Outlet Connection	1/2" BSP
Plumbing System	Cold water only
Minimum Running Pressure/Flow	1 Bar @ 8 l/min and 1.5 Bar @ 11 l/min for 10.5 kW
Maximum Static Pressure	10 Bar
Surface Mounted Only	
Approvals, Complies with	BEAB, CE, BSI kite mark
Guarantee	2 years